


ITEM	HEIGHT(cm)	LIGHT SOURCE	INPUT VOLTAGE(V)	OPERATING CURRENT(MA)	CONSUMPTION(W)	LUMINANCE(LM)	IK
BB-B9AGL0166A-BB	30cm(11.81")	1×6W NICHIA	110-277V	77	7.3	183	07
BB-B9AGM0166A-BB	55cm(21.65")						
BB-B9AGH0166A-BB	80cm(31.49")						

- HOUSING** T=60-80µm Adhesion of ISO class 1 / ASTM class 4B 12# Die-casting powder coated aluminum.
- LIGHT WINDOW** PMMA
- LED** SMD4040
- LED DRIVER** Constant Voltage Input, Constant Current Output
- OPERATING TEMPERATURE** -20°C~40°C
- POWER CABLE** Outside of luminaire  
110-277V: H05RN-F 3×1.0mm<sup>2</sup>, L=0.5m
- BASE** Flange base  
Triac PWM Available
- DIMMING SUPPORT** 1-10V Dali Customized

### Modular Light Source and Power with IP-66



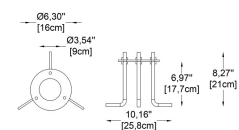
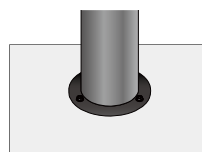
- 1 IP66 light source module with pc cover IP66
- 2 built-in power module
- 3 IP67 cable gland

### REGULAR PAINTING COLOR

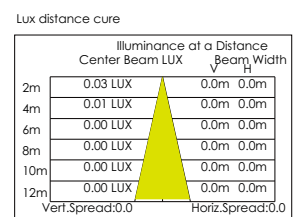
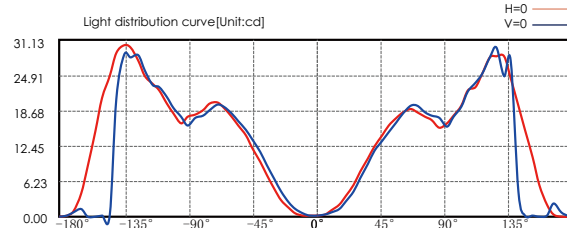
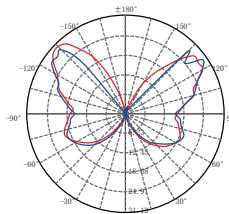

- Basic** Sanded Black RAL 9005
- Secondary** Dark Grey KAP 7037
- Light Sanded Grey RAL 7038

### INSTALLATION BASE

1. Flange Base(included)
2. Inground Base(option)



### PHOTOMETRIC



sales@gordonbullarda.com  
www.bullardoutdoor.com  
1-877-964-4646



991 South Gull Lake Dr  
Richland, MI 49083  
USA