


ITEM	HEIGHT	LIGHT SOURCE	INPUT VOLTAGE(V)	OPERATING CURRENT(MA)	CONSUMPTION(W)	LUMINANCE(LM)	IK
BB-D9EEL4234-B	30cm(11.81")	24x0.2W NICHIA	110-277V	50	6.5	79	07
BB-D9EEM4234-B	55cm(21.65")						
BB-D9EEH4234-B	80cm(31.49")						

- HOUSING**: T=60-80µm Adhesion of ISO class 1/ASTM class 4B 12# Die-casting powder coated aluminum.
- LIGHT WINDOW**: PMMA
- LED**: SMD3030
- LED DRIVER**: Constant Voltage Input, Constant Current Output
- OPERATING TEMPERATURE**: -20 °C~40 °C
- POWER CABLE**: Outside of luminaire 110-277V: H05RN-F 3x1.0mm², L=0.5m
- BASE**: Flange base Triac PWM Available
- DIMMING SUPPORT**: 1-10V Dali Customized

Modular Light Source and Power with IP-66



- 1 IP66 light source module
- 2 IP67 built-in power module
- 3 IP67 cable gland

System Bollards Design

Interchangeable Light Heads compatible with the following models:

- THE CEDRO 1
- THE ROWAN 1

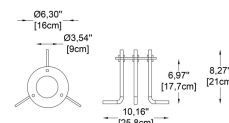
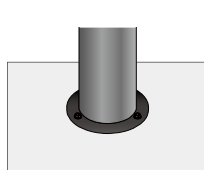


REGULAR PAINTING COLOR

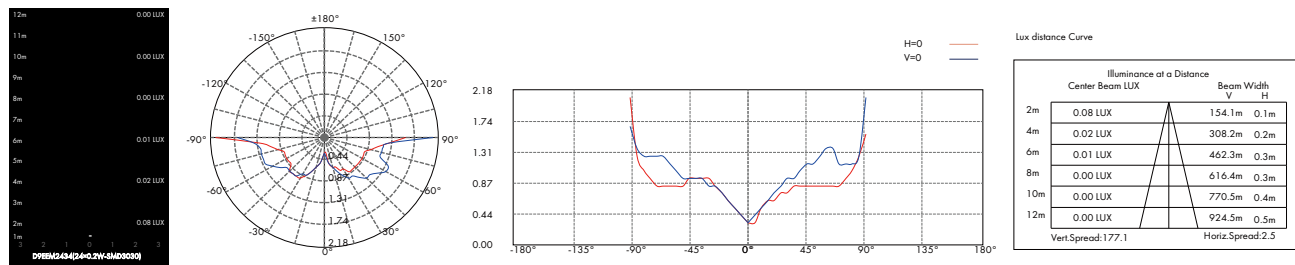
- Basic**: Sanded Black RAL 9005
- Secondary**: Dark Grey KAP 7037
- Light Sanded Grey RAL 7038

INSTALLATION BASE

1. Flange Base (included)
2. Inground Base (option)



PHOTOMETRIC



sales@gordonbullarda.com
www.bullardoutdoor.com
1-877-964-4646



991 South Gull Lake Dr
Richland, MI 49083
USA