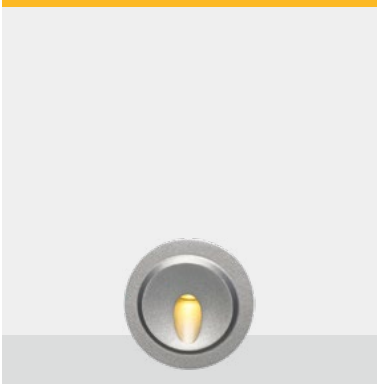


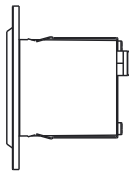
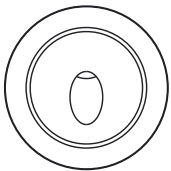
CODE: BO-B1QR0102-WL



ROUND

Ø: 3.15" (8 cm)

2.35" (6 cm)



LIGHT SOURCE:

1 × 3W

LENS:

L0180C010AR

INPUT VOLTAGE:

110-277V

OPERATING CURRENT:

28 mA

CONSUMPTION:

3.1W


LUMINANCE:

CW=62 | WW=58

IK:

10

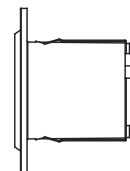
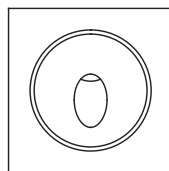
CODE: BO-B1QS0102-WL



SQUARE

3.15 (8 cm)

2.35" (6 cm)



LIGHT SOURCE:

1 × 3W

LENS:

L0180C010AR

INPUT VOLTAGE:

110-277V

OPERATING CURRENT:

28 mA

CONSUMPTION:

3.1W

LUMINANCE:

CW=62 | WW=52

IK:

10

LIGHTING INFORMATION

FRONT COVER & H OUSING	12# Die-casting aluminum T=20-25µm. Adhesion of ISO class 1 / ASTM class 4B high temperature painting
LIGHT WINDOW	Glass
RECESSED SLEEVE	PC/ABS ALLOYS 035#
LED DRIVER	Constant Voltage Input, Constant Current Output
OPERATING TEMPERATURE	-20 °C~40 °C
POWER CABLE	Outside of luminaire H05RN-F 3×1.0mm ² , L=0.3m (110-277V)
IP	IP65
DIMMING SUPPORT	Triac PWM Available 1-10V Dali Customized

REGULAR PAINTING COLOR

Basic	Secondary	
 Dark Grey KAP 7037	 Silver Grey KAP 9022	 Sanded Black RAL 9005

RECESSED SLEEVE (Included)

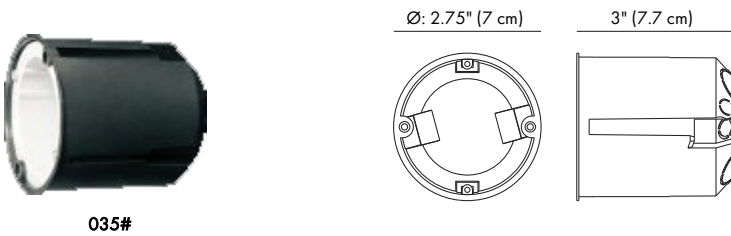
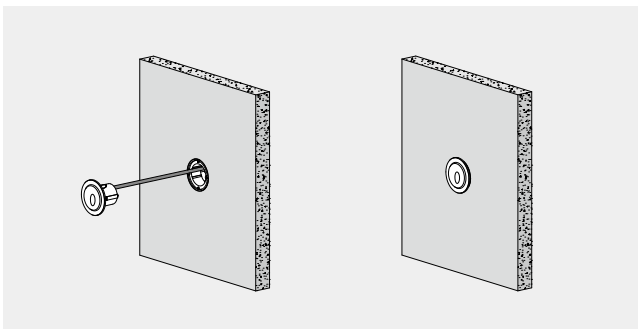


DIAGRAM OF INSTRUCTION

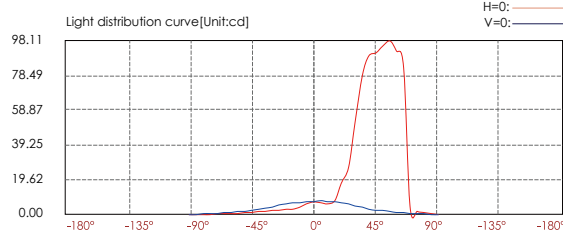
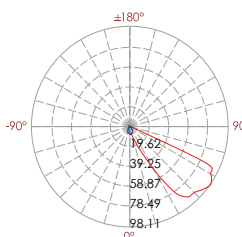
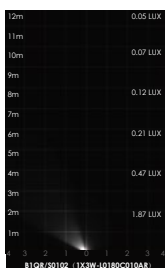


FEATURES



- Front cover without screws
- Use the high-strength clips for installation and fixation. (please refer remark ①)

PHOTOMETRIC



Lux distance curve

Center beam LUX	Beam width V	Beam width H
2m	1.87 LUX	1.4m 1.4m
4m	0.47 LUX	2.7m 2.9m
6m	0.21 LUX	4.1m 4.3m
8m	0.12 LUX	5.5m 5.7m
10m	0.07 LUX	6.8m 7.1m
12m	0.05 LUX	8.2m 8.6m


Ver.Spread:37.8 Horiz.Spread:39.3

sales@gordonbullarda.com
www.bullardoutdoor.com
1-877-964-4646



991 South Gull Lake Dr
Richland, MI 49083
USA

CODE: BO-B1QR0102-WL



ROUND

CODE: BO-B1QS0102-WL



SQUARE

HOW TO ORDER:

CODE:

EXAMPLE:
BO-B1QR0102-WL-BKAP 7037




BO-D1GA0334-
WL-BKAP 7037

1. CHOOSE FIXTURE SIZE:

BO-B1QR0102-WL

BO-B1QS0102-WL

2. BODY FINISH OPTIONS:

-  **-BKAP 7037** Dark Grey
-  **-RAL 9023** Silver Grey
-  **-RAL 9005** Sanded Black