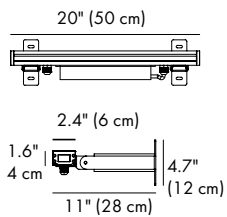


CODE: BO-B6KE0657-WL



**SMALL (S)**



**LIGHT SOURCE:**

6 × 4W

**LENS:**

A24

**SELECTED DEGREE:**

15°(A24/15°)

**INPUT VOLTAGE:**

110-277V

**OPERATING CURRENT:**

114 mA

**CONSUMPTION:**

26.1W


**LUMINANCE:**

CW=2236 | WW=1834

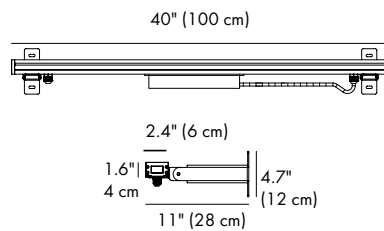
**IK:**

05

CODE: BO-B6KE1257-WL



**MEDIUM (M)**



**LIGHT SOURCE:**

12 × 4W

**LENS:**

A24

**SELECTED DEGREE:**

15°(A24/15°)

**INPUT VOLTAGE:**

110-277V

**OPERATING CURRENT:**

214 mA

**CONSUMPTION:**

51W

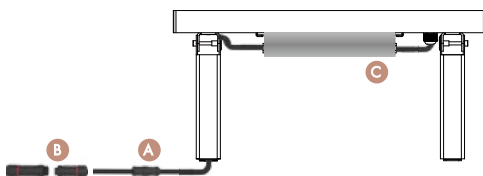
**LUMINANCE:**

CW=4417 | WW=3622

**IK:**

05

**WATER PROOF SOLUTION**



- A Water-Stopper**(Included)  
A IP-65 water-stopper is added in the end of luminaires as standard assembly which is also an important system for water resistance.
- B IP67 Jiffy quick plug/socket connector**(Option)  
A IP-67 connector is as an optional assembly and ensures that water vapor will not enter into luminaires directly.
- C High voltage driver** IP65



sales@gordonbullarda.com  
www.bullardoutdoor.com  
1-877-964-4646




991 South Gull Lake Dr  
Richland, MI 49083  
USA

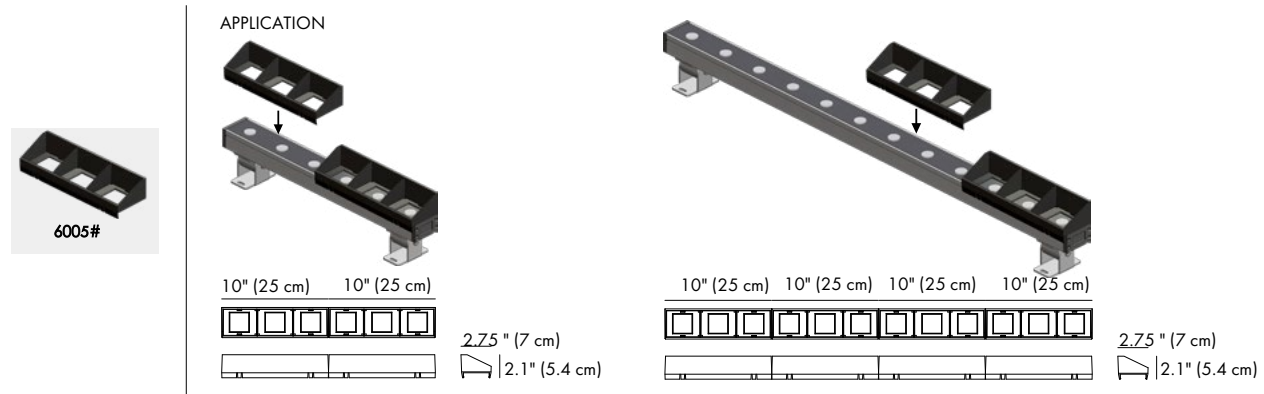
**LIGHTING INFORMATION**

<b>HOUSING</b>	Extruded aluminum anodized finishing
<b>BRACKET</b>	Aluminum anodized finishing
<b>LIGHT WINDOW</b>	Tempered glass, T=2mm
<b>CABLE GLAND</b>	IP-68 PG-13.5 PA66
<b>GASKET</b>	Glass and housing are silicone sealed
<b>LENS</b>	OPTICS lens efficiency ≥ 85%
<b>LED</b>	NICHIA SMD 3535
<b>OPERATING TEMPERATURE</b>	-20°C ~ 40°C
<b>POWER CABLE</b>	Outside of luminaire HO5RN-F 3×1.0mm <sup>2</sup> , L=0.5m 110-277V
<b>DIMMING SUPPORT</b>	Triac PWM Available 1-10V Dali Customized

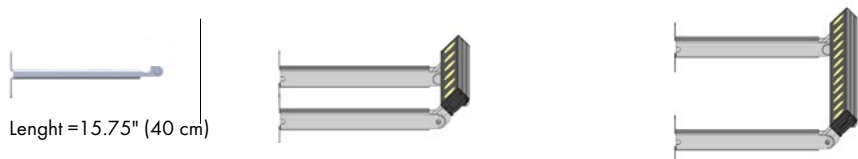
**OPTICS:**



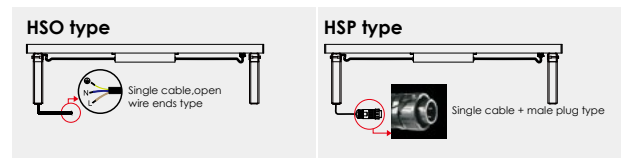
**ANTI GLARE LOUVER (Optional)**



**EXTERNAL BRACKET (Optional)**

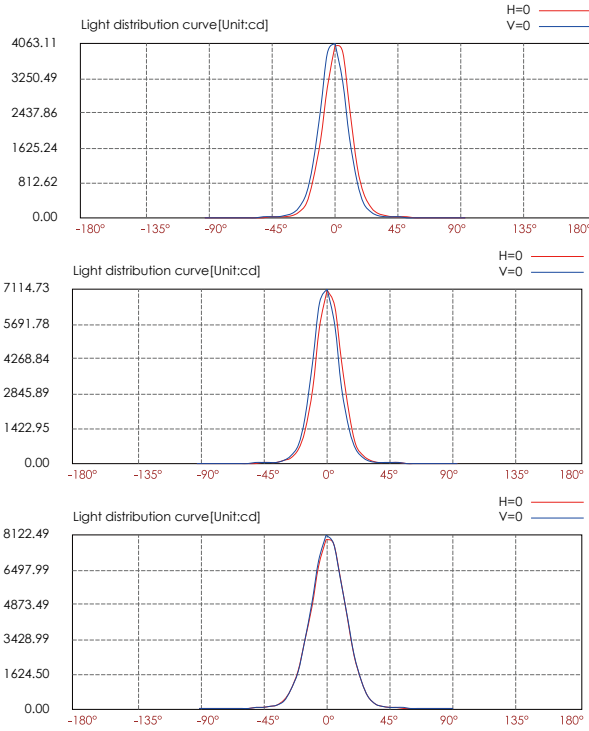
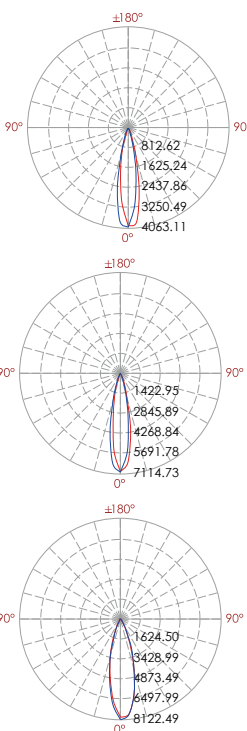
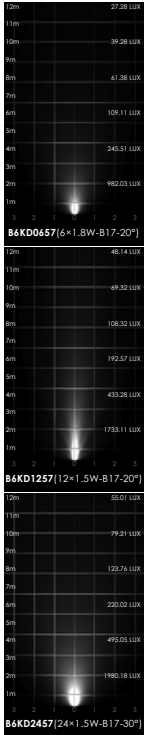


**HIGH VOLTAGE INPUT (110V-277V) POWER CABLE WIRING TYPE**



- **High voltage input default:** Single HSO type power cable, waterproof plugs are not included.
- (Other power cable type and plugs are optional)

**PHOTOMETRIC (Non anti glare louver)**



**Lux distance cure**

illuminance of a distance

Center beam LUX	Beam width V	H
2m 982.03 LUX	0.7m	0.8m
4m 245.51 LUX	1.5m	1.5m
6m 109.11 LUX	2.2m	2.3m
8m 61.38 LUX	3.0m	3.0m
10m 39.28 LUX	3.7m	3.8m
12m 27.28 LUX	4.5m	4.5m

Ver.Spread: 21.2 Horiz.Spread: 21.4

**Lux distance cure**

illuminance of a distance

Center beam LUX	Beam width V	H
2m 1733.11 LUX	0.7m	0.7m
4m 433.28 LUX	1.4m	1.4m
6m 192.57 LUX	2.2m	2.2m
8m 108.32 LUX	2.9m	2.9m
10m 69.32 LUX	3.6m	3.6m
12m 48.14 LUX	4.3m	4.3m

Ver.Spread: 20.5 Horiz.Spread: 20.6

**Lux distance cure**

illuminance of a distance

Center beam LUX	Beam width V	H
2m 1980.18 LUX	1.0m	1.0m
4m 495.05 LUX	2.0m	2.0m
6m 220.02 LUX	2.9m	3.0m
8m 123.76 LUX	3.9m	4.0m
10m 79.21 LUX	4.9m	5.0m
12m 55.01 LUX	5.9m	6.0m

Ver.Spread: 27.6 Horiz.Spread: 27.9

sales@gordonbullarda.com  
www.bullardoutdoor.com  
1-877-964-4646



991 South Gull Lake Dr  
Richland, MI 49083  
USA

# SENTO MAX COLLECTION

CODE: BO-A6LE0658-WL



CODE: BO-A6LE1258-WL



## HOW TO ORDER:

CODE:

**EXAMPLE:**

BO-A6LE0658-WL-6005#-L40

BO-A6LE0658-WL-6005#-L40

### 1. CHOOSE FIXTURE SIZE:

BO-A6LE0658-WL

BO-A6LE1258-WL

### 2. ANTI GLARE LOUVER (Optional)

6005#



### 2. ANTI GLARE LOUVER (Optional)

L40



sales@gordonbullarda.com

www.bullardoutdoor.com

1-877-964-4646



991 South Gull Lake Dr

Richland, MI 49083

USA